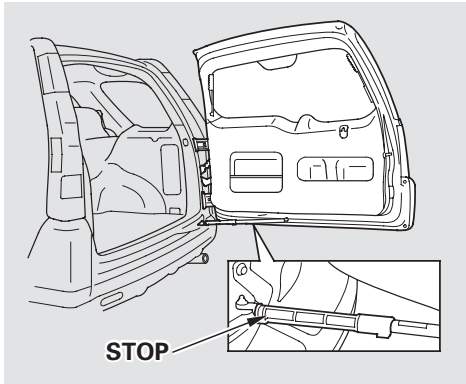
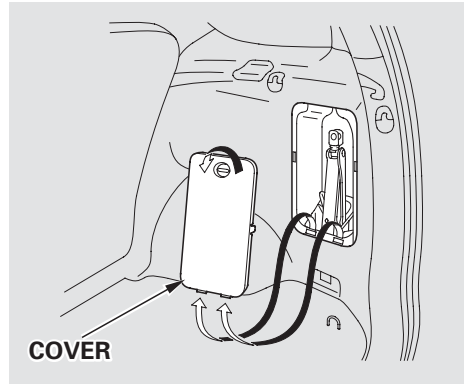


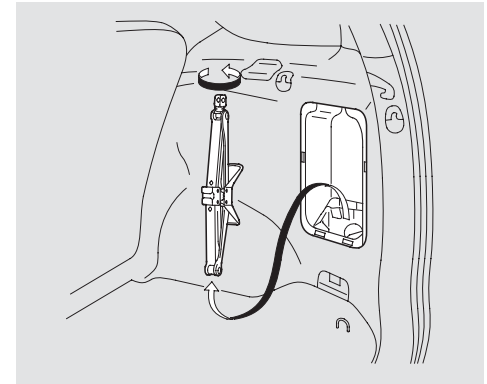
Changing a Flat Tire



4. To keep the tailgate door open, use the stop from the tool kit. Put the stop on the support strut as shown.



5. The tool and jack are behind a cover in the cargo area on the passenger's side. Remove the cover by turning the handle counterclockwise, then pulling out the cover.



6. Turn the jack's end bracket counterclockwise to loosen it, then remove the jack.

CONTINUED